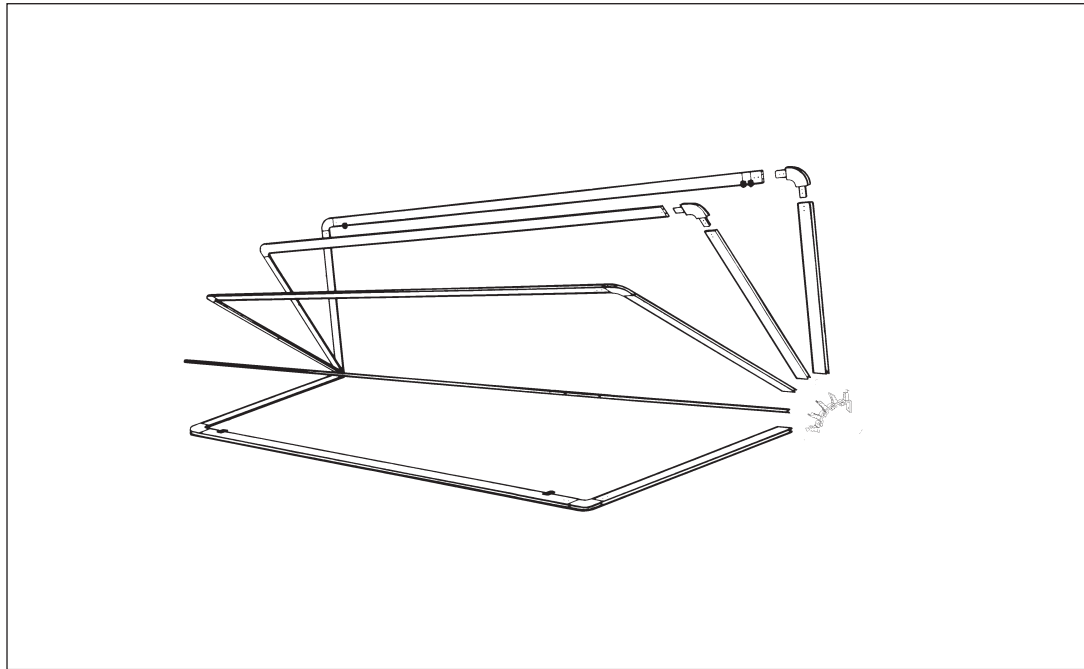


Dutch Canopy CN20



**DUTCH CANOPY
COMPONENT BOOK**

CN20

INDEX

	Page
Beskrivning Description Beschreibung	2-4
Sprängskiss Exploded view Explosionsdarstellung	5
Komponenter Components Komponenten	6-14
Handverktyg Handtools Handwerkzeuge	15
Korsreferens Cross reference Zubehör	16
Kapmått Fabrication guidelines Abschneidemaße	17
Materialkalkyl Bill of material Komponenten Aufstellung	18-19
Modeller Models Modelle	20

FÖRKLARINGAR

* Efter ett artikelnummer hänvisar till rekommenderad skruv etc.

EXPLANATIONS

* After an article number refers to recommended screw etc.

ERKLÄRUNGEN

* Nach einer Bestellnummer weist auf empfohlene Schraube hin, usw.

Beskrivning

Användningsområde

CN20 är en extra kraftig korgmarkis för de flesta byggnader, t ex villor, kontor och butiker.

CN20 kan tillverkas i många olika varierande modeller och lämpar sig mycket väl för tillverkning av baldakiner.

Manövrering

Utvändig manövrering med lina, växel eller motor.

Invändig manövrering med motor. Motorn kan kompletteras med automatiska styrningar, t ex fjärrkontroll eller sol- och vindautomatik.

Montering

Markisen monteras ovanför fönster eller över entréer.

Komponenter

Gångjärn, beslag och hörnbågar är tillverkade av pressgjutet eller strängpressat aluminium. Den löstagbara veven i stål är pulverlackerad. Pulverlackerade artiklar har färgnummer 0058 för silver (RAL 9006). Obehandlade eller galvaniserade artiklar har färgnummer 0000.

Fästelement är tillverkade av rostfritt stål, förzinkat stål eller ytbehandlat med Dacro. 500 LC.

Profiler

Profiler till bågar är tillverkade av strängpressat aluminium. Naturanodiserade aluminiumprofiler har färgnummer 0000 och obehandlade 0100.

Dimensioner

Utfall: 0.4 – 2.0 m.

Max. bredd 6.0 m per enhet.

Ovanstående mått är rekommenderade maxmått som inte bör överskridas. Vid svåra monteringsförhållanden bör även dessa maxmått övervägas.

Icke standard artiklar

Artikelnummer markerade med "Nonstandard" lagerförs inte och har därför längre leveranstid. Minsta orderkvantitet (Min) gäller.

Vi förbehåller oss rätten till konstruktionsändringar.

Description

Range of application

CN20 is a heavy-duty Dutch canopy for most buildings, e.g. restaurants, kiosks, shops, hotels, offices and villas. CN20 can be produced in many different models and is suitable also for walkways.

Operation

Exterior operation with cord, gear or motor. Interior operation with motor. The motor can be completed with automatic controls, for example remote control or sun and wind sensors.

Installation

The awning can be installed above windows or over entrances.

Components

Hinges, fittings and hoop corners are manufactured of die-cast or extruded aluminium. The removable crank handle is powder coated. Powder coated articles have colour code 0058 for silver (RAL 9006). Untreated or galvanised articles have colour code 0000.

Fasteners are manufactured of stainless steel, zinc plated steel or surface treated with Dacro. 500 LC.

Profiles

Canopy hoops are manufactured of extruded aluminium. Clear anodised profiles have colour code 0000 and untreated 0100.

Dimensions

Projection 0.4 – 2.0 m (1'4" – 6'7").
Max width 6.0 m (19'8") per unit.

The maximum measurements are recommended and should not be exceeded. If the installation conditions are difficult, even these dimensions should be reconsidered.

Nonstandard articles

Articles marked with "Nonstandard" are not kept in stock, which results in longer delivery times. Minimum order quantities (Min) apply.

Subject to changes without notice.

Beschreibung

Einsatzgebiete

CN20 ist eine sehr robuste Korbmarkise für die meisten Gebäude, z.B. an Villen, Schulen, Büros, Krankenhäusern usw. geeignet sind. CN20 kann jedem Stil des Hauses angepasst werden und lässt keine Wünsche offen, bis hin zum Baldachin.

Bedienung

Die Bedienung von außen erfolgt wahlweise mittels Handkurbel, Schnur oder Motor, von innen mittels Motor. Für den Motor sind automatische Steuerungen, z.B. Fernbedienung oder Sonnen- und Windautomatik erhältlich.

Montage

Die Markise kann über Fenster oder Overeingänge angebracht werden.

Komponenten

Scharniere, Befestigungen und Bändecken sind aus Aluminium stranggepresst oder Hochdruckguss. Die abnehmbare Handkurbel ist aus Stahl ist pulverbeschichtet. Die pulverbeschichteten Teile haben die Farbenbezeichnung 0058 für Silber (RAL 9006). Unbehandelte oder galvanisierte Teile haben die Farbenbezeichnung 0000.

Die Befestigungsteile sind aus rostfreiem Stahl, verzinktem Stahl oder mit Dacrolit 500 LC gefertigt.

Profile

Spiegelprofil, Kupplungsprofil und Schnurführungsprofil sind aus stranggepresstem Aluminium. Natureloxierte Aluminiumprofile haben Farbenbezeichnung 0000 und unbeschichtete 0100.

Maße

Ausfall: 0.4 – 2.0 Mtr.

Max. Breite: 6.0 Mtr.

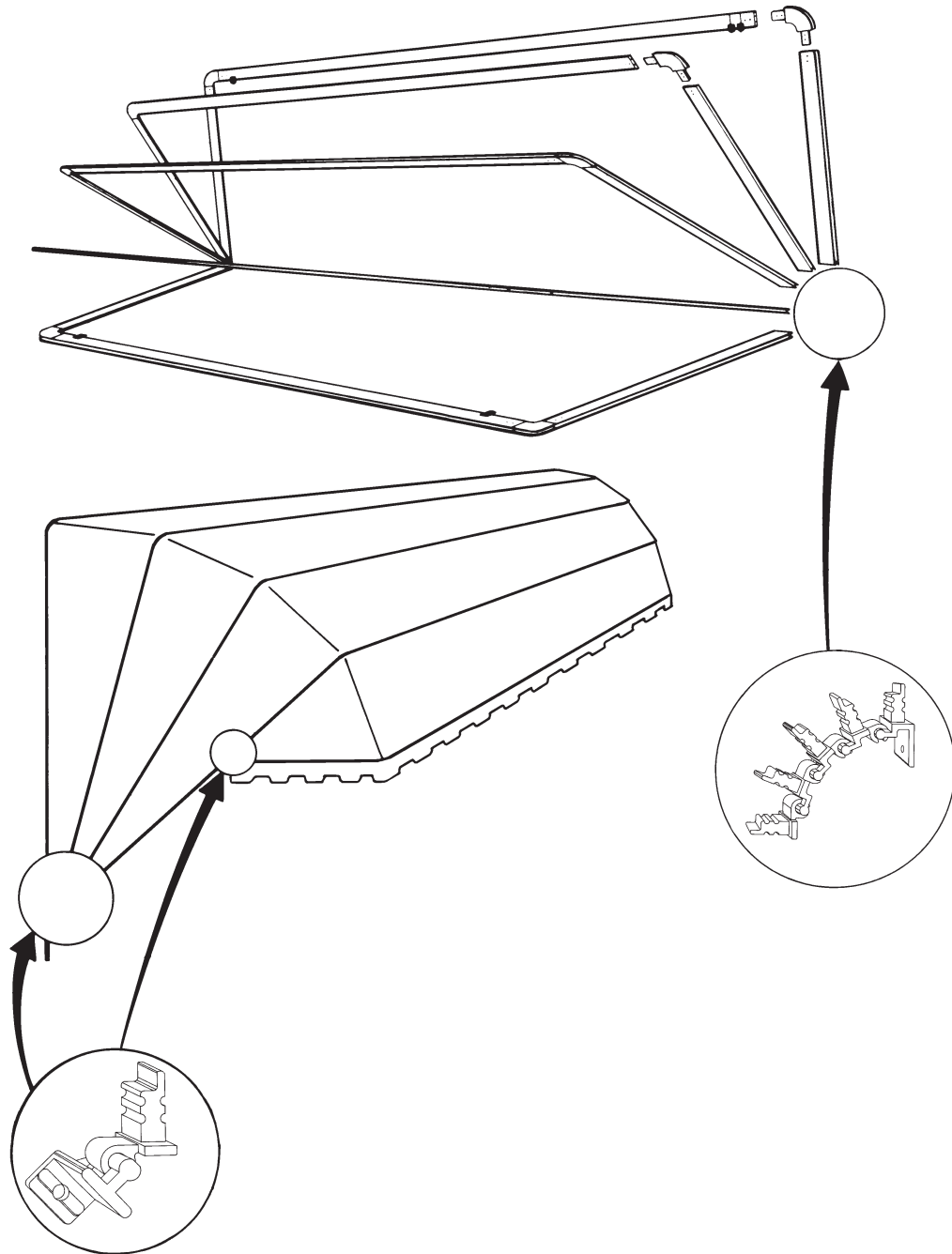
Diese Maximalmaße sind empfohlen und sollten nicht überschritten werden. Bei schwierigen Montagebedingungen sollten auch diese Max.-Maße überdacht werden.

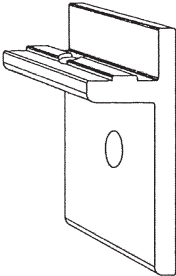
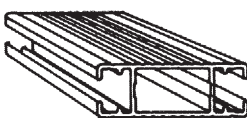
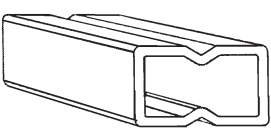
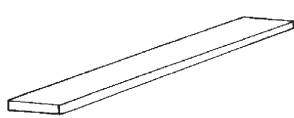
Nonstandard Artikel


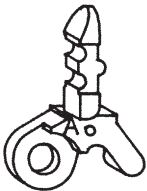
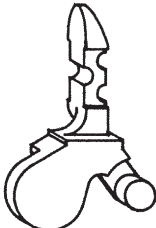
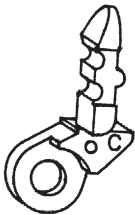
Bestell-Nr., die mit der Kennung „Nonstandard“ ausgeschrieben sind, werden nicht auf Lager. Daher verlängert sich bei diesen Artikeln die Lieferzeit. Auch Mindestbestellmengen sind erforderlich.

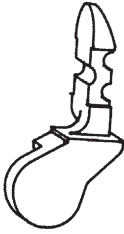
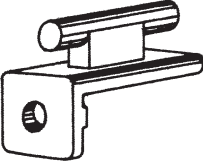
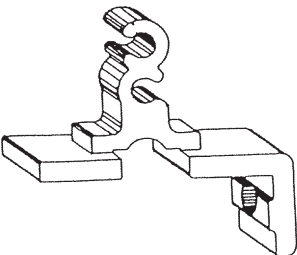

Technische Änderungen vorbehalten

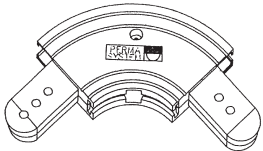

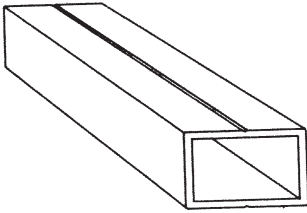

Exploded view CN20

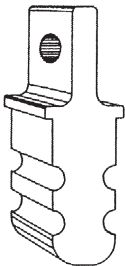
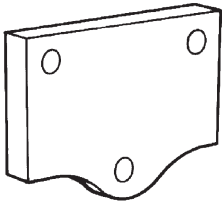
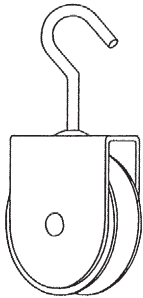



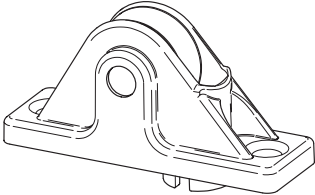
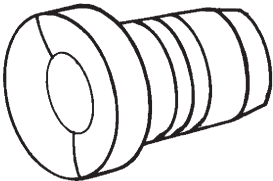


	Article No.	Description	Note	Stand. pack
	78.0221.0058	Installation bracket Aluminium		20
		Monteringskonsol Aluminium		
		Wandträger Aluminium		
		* 66.1030, 66.1155		
	78.0221.0058	Silver Silber		
	74.5201.0000	Base profile Aluminium	45 x 16 mm	96 m
		Basprofil Aluminium		
		Spiegelprofil Aluminium		
	74.5201.0000	(19'8")	16 x6 m	
	74.5204.0100	Joining piece Aluminium, for base profile 74.5201	21 x 13 mm	4.0 m
		Skarvprofil Aluminium, för basprofil 74.5201		
		Kupplung Aluminium, für Spiegelprofil 74.5201		
	74.5204.0100	(13'1")		
	77.4608.0000	Strengthening profile Aluminium, for fixed canopy hoops	25 x 5 mm	6 m
		Förstärkningsprofil Aluminium, för fasta bågar		
		Verstärkungsprofil Aluminium, für feste Bogen		
	77.4608.0000	(19'8")		


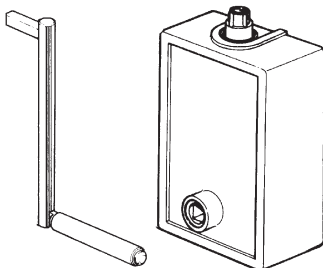
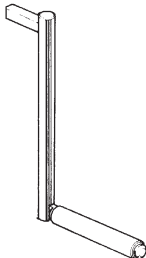
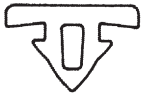
	Article No.	Description	Note	Stand. pack
	78.0160.0058	Base hinge Aluminium Basgångjärn Aluminium Scharnier, Anfang Aluminium		20
	78.0163.0058	Centre hinge Aluminium Mellångångjärn Aluminium Scharnier, Mittelstück Aluminium	Part "A"	20
	78.0164.0058	Centre hinge Aluminium Mellångångjärn Aluminium Scharnier, Mittelstück Aluminium	Part "B"	20
	78.0165.0058	Front hinge Aluminium Slutgångjärn Aluminium Scharnier, Endstück Aluminium	Part "C"	20




	Article No.	Description	Note	Stand. pack
	78.0166.0058	<p>Front hinge Aluminium</p> <p>Slutgångjärn Aluminium</p> <p>Scharnier, Endstück Aluminium</p>	Part "D"	20
	78.0062.0058	<p>Base hinge Profile mounting Aluminium, for front hinge 78.0165-66</p> <p>Basgångjärn Klättrande bågar Aluminium, för slutgångjärn 78.0165-66</p> <p>Scharnier Profilmontage Aluminium, für Scharnier, Endstück 78.0165-66</p> <p>* 66.1030, 66.1155</p>		20
	78.0141.0058	<p>Profile connector Walkways Aluminium, for base profile 74.5201</p> <p>Profilförbindelse Baldakin Aluminium, för basprofil 74.5201</p> <p>Profilverbinding Baldakin Aluminium, für Spriegelprofil 74.5201</p> <p>* 66.1030, 66.1155</p>		20
	78.0181.0058	<p>Adjustable corner Aluminium, radius 35 mm</p> <p>Ställbart hörn Aluminium, radie 35 mm</p> <p>Eckverbinder, einstellbar Aluminium, Radius 35 mm</p>	90°-180°	10

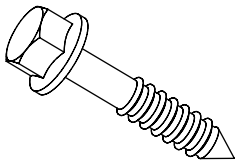
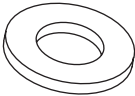

Article No.	Description	Note	Stand. pack
	<p>Fixed corner Aluminium, radius 75 mm</p> <p>Fast hörn Aluminium, radie 75 mm</p> <p>Eckverbinder Aluminium, Radius 75 mm</p>		
<p>78.0041.0058</p>	<p>Silver Silber</p>		<p>10</p>
	<p>Bent base profile Aluminium</p> <p>Böckad basprofil Aluminium</p> <p>Spiegelprofil gebogen Aluminium</p>	<p>45 x 16 mm</p>	
<p>78.4002.0000</p>	<p>L 620 mm (2')</p>		<p>1</p>
	<p>Cord guide profile Aluminium</p> <p>Linstyrningsprofil Aluminium</p> <p>Schnurführungsprofil Aluminium</p>	<p>25 x 16 mm</p>	
<p>74.5601.0000</p>	<p>(9'10")</p>		<p>3 m</p>
	<p>Centre support and cord guide bracket Aluminium, for base profile 74.5201 and cord guide profile 74.5601</p> <p>Mittstöds- och linstyrningskonsol Aluminium, basprofil 74.5201 och linstyrningsprofil 74.5601</p> <p>Mittelstütze und Schnurführungskonsole Aluminium, für Spiegelprofil 74.5201 und Schnurführungsprofil 74.5601</p> <p>* 66.1030, 66.1155</p>		
<p>78.0122.0058</p>	<p>Silver Silber</p>		<p>20</p>

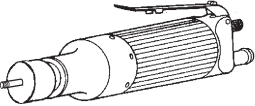
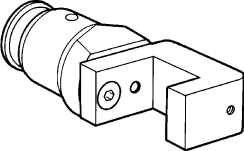
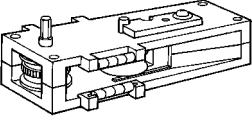
	Article No.	Description	Note	Stand. pack
	78.2022.0000	<p>End piece Cord guide Aluminium, for cord guide profile 74.5601</p> <p>Ändbeslag Linstyrning Aluminium, för linstyrningsprofil 74.5601</p> <p>Endstück Schnurführung Aluminium, für Schnurführungsprofil 74.5601</p>		10
	77.7216.0000	<p>Fixing plate for cord wheel Steel, zinc plated</p> <p>Fästplatta för linhjul Stål, förzinkad</p> <p>Halbeplatte für Blockrolle Stahl, verzinkt</p>		10
	78.0092.0000	<p>Cord wheel POM and steel, zinc plated</p> <p>Linhjul POM och stål, förzinkad</p> <p>Blockrolle POM und Stahl, verzinkt</p>		50
	68.1040.5000	<p>Cord Polyester, with centre core</p> <p>Lina Polyester, med kärna</p> <p>Aufzugschnur Polyester, mit Einlage</p>	K 40	130 m
		Vit White Weiss		

Article No.	Description	Note	Stand. pack
	<p>Cord guide Plastic</p> <p>Brytbeslag Plast</p> <p>Schnurbeslag Kunststoff</p> <p>* 66.1086</p>		
77.7210.0001	Vit White Weiss		10
	<p>Cord inlet Steel, nickel plated</p> <p>Lingenomföring Stål, förnicklad</p> <p>Durchführung für Schnur Stahl, glanzverzinkt</p>		
77.7212.0000			10
	<p>Cleat Zinc</p> <p>Knap Zink</p> <p>Seilverschluss Zink</p>		
77.3304.0000			25
	<p>Cleat Polyamide</p> <p>Knap Polyamid</p> <p>Seilverschluss Polyamid</p> <p>* 66.1086</p>		
77.6730.0058	Silver Silber		25

	Article No.	Description	Note	Stand. pack
		<p>Tassel ABS, for tape and cord</p> <p>Bandknopp ABS, för band och lina</p> <p>Quaste ABS, für Band und Schnur</p>		
	71.2301.0001	Vit White Weiss		100
	71.2301.0182	Silver Silber		100
		<p>Crank box with crank handle Complete, 2:1, installed internally</p> <p>Vevbox med vev Komplett, 2:1, monteras invändigt</p> <p>Kurbelkasten mit Handkurbel Komplett, 2:1, für innen montage</p>	86 x 121 x 44 mm	
	77.9310.0001	Vit White Weiss	Max 40 kg	1
		<p>Crank handle Spare part for crank box with crank handle 77.9310</p> <p>Vev Reservdel för vevbox med vev 77.9310</p> <p>Handkurbel Erzatzteil für Kurbelkasten mit Handkurbel 77.9310</p>		
	77.9322.0001	Vit White Weiss		1
		<p>Filling profile PVC</p> <p>Fästlist PVC</p> <p>Nagel-Keder PVC</p>		
	78.0204.0001	Vit White Weiss		100 m

	Article No.	Description	Note	Stand. pack
		<p>Decoration profile PVC</p> <p>Dekorlist PVC</p> <p>Zierprofil PVC</p>		
	77.6500.0005	Mörkgrön Dark green, Non-stock item, min qty 200 m		200 m
	77.6500.0011	Röd Red, Non-stock item, min qty 200 m		200 m
	77.6500.0012	Gul Yellow, Non-stock item, min qty 200 m		200 m
	77.6500.0013	Blå Blue, Non-stock item, min qty 200 m		200 m
	77.6500.0014	Mörkbeige Dark beige, Non-stock item, min qty 200 m		200 m
	77.6500.0015	Vit White, Non-stock item, min qty 200 m		200 m
	77.6500.0024	Svart Black, Non-stock item, min qty 200 m		200 m
	77.6500.0052	Beige, Non-stock item, min qty 200 m		200 m
	77.6500.0054	Ockra Ochre, Non-stock item, min qty 200 m		200 m
	77.6500.0073	Vinröd Vinered, Non-stock item, min qty 200 m		200 m
	77.6500.0075	Marinblå Navy blue, Non-stock item, min qty 200 m		200 m
	77.6500.0079	Grå Grey, Non-stock item, min qty 200 m		200 m
	77.6500.0081	Brun Brown, Non-stock item, min qty 200 m		200 m
	77.6500.0084	Rost Rust, Non-stock item, min qty 200 m		200 m
	77.6500.0151	Krämvit Off-white, Non-stock item, min qty 200 m		200 m
		<p>Plastic hose Polyethylene, for packaging of components</p> <p>Plastslang Polyeten, för emballering av komponenter</p> <p>Kunststoffschlauch Polyäthylenen, zum verpacken der Komponenten</p>		
	77.9900.0000	(1640ft) W 0.23 m (9"), Thickness 0.10 mm		500 m
77.9901.0000	(1640') W 0.5m (1'7"), Thickness 0.10 mm		500 m	
		<p>T-slot bolt Stainless steel</p> <p>T-spårskruv Rostfritt stål</p> <p>T-Schlitzschraube Edelstahl-Rostfrei</p>	Spanner 12 mm	
	66.1030.0000		M6x12	100

	Article No.	Description	Note	Stand. pack
	66.1203.0000	Screw for installation Steel, Protect 4	Spanner 8 mm	100
		Monteringsskruv Stål, Protect 4		
		Befestigungsschraube Stahl, Protect 4		
	66.1203.0000		6x40	
	66.1100.0000	Washer Stainless steel	6.7x14x1.5	100
		Bricka Rostfritt stål		
		Unterlegscheibe Edelstahl rostfrei		
		Rondelle Acier inoxydable		
	66.1100.0000			
	66.1155.0000	Flange nut Stainless steel, zinc plated	Spanner 10 mm	100
		Flänsmutter Rostfritt stål, förzinkad		
		Flanschenmutter Edelstahl rostfrei, verzinkt		
	66.1155.0000		M6	

Article No.	Description	Note	Stand. pack
 <p data-bbox="464 527 635 555">89.8001.0000</p>	<p data-bbox="663 210 804 238">Power unit</p> <p data-bbox="695 246 815 270">Without tool</p> <p data-bbox="695 402 1139 425">Aruba, Siesta, Sienna, Arista, Ronda, Venezia</p>		
 <p data-bbox="464 927 635 955">89.8002.0000</p>	<p data-bbox="663 580 842 608">Stamping tool</p> <p data-bbox="695 617 1171 640">For profile 74.5201, Requires power unit 89.8001</p> <p data-bbox="695 802 751 825">CN20</p>		
 <p data-bbox="464 1327 635 1355">90.8007.0000</p>	<p data-bbox="663 981 842 1008">Assembly tool</p> <p data-bbox="695 1017 1059 1040">For mounting of filling profile 78.0204</p> <p data-bbox="695 1202 751 1225">CN20</p>		

Cross reference

Description	Article No.	Articles for assembly	Quantity
Base hinge	78.0062	66.1030	1
		66.1155	1
Centre support	78.0122	66.1030	2
		66.1155	2
Profile connector	78.0141	66.1030	1
		66.1155	1
Installation bracket	78.0221	66.1030	1
		66.1155	1
Installation of brackets		66.1203	1

Fabrication guidelines CN20

Number of hoops per projection

Projection	Hoops	
	Type A	Type B
	[PCS]	[PCS]
≤ 900 mm (3')	4	4
≤ 1000 mm (3'4")	5	4
≤ 1300 mm (4'3")	5	5
≤ 1500 mm (4'11")	6	5
≤ 1600 mm (5'3")	6	6
≤ 2000 mm (6'7")	7	6

Number of installation brackets and centre arms per awning width for type A and B

Width	Installation brackets	Centre arms
	[PCS]	[PCS]
≤ 1600 mm (5'3")	2	0
≤ 2800 mm (9'2")	3	0
≤ 3500 mm (11'6")	4	0
≤ 4500 mm (14'9")	5	1
≤ 6000 mm (19'8")	6	1

For projections over 1200 mm (3'11") installation brackets should be used also on the vertical profiles of the wall hoop

Bill of material: CN20 type A with cord operation

Projection: 800 mm

Width: 2000 mm

Number of hoops: 3

Description	Colour [Silver]	Qty			Unit	Stand. Pack [Unit]
		Model A35	Model A75	Model A170		
Base profile	74.5201.0000	10.8	10.8	6.0	m	96
Filling profile	78.0204.0001	12.0	12.0	12.0	m	100
Base hinge	78.0160.0058	2	2	2	PCS	20
Centre hinge	78.0163.0058	2	2	2	PCS	20
Centre hinge	78.0164.0058	2	2	2	PCS	20
Front hinge	78.0165.0058	2	2	2	PCS	20
Front hinge	78.0166.0058	2	2	2	PCS	20
Installation bracket	78.0221.0058	3	3	3	PCS	20
T-slotted bolt	66.1030.0000	3	3	3	PCS	100
Flange nut	66.1155.0000	3	3	3	PCS	100
Adjustable corner	78.0181.0058	6	-	-	PCS	10
Fixed corner	78.0041.0058	-	6	-	PCS	10
Arm profile	78.4001.0000	-	-	6	PCS	1
Joining piece	74.5204.0100	-	-	3.0	m	4
Centre support bracket	78.0122.0058	3	3	3	PCS	20
T-slotted bolt	66.1030.0000	6	6	6	PCS	100
Flange nut	66.1155.0000	6	6	6	PCS	100
Cord guide profile	74.5601.0000	0.6	0.6	0.6	m	6
End piece	78.2022.0000	3	3	3	PCS	10
Cord wheel	78.0092.0000	2	2	2	PCS	20
Cord cleat	77.3304.0000	1	1	1	PCS	25
Decoration profile	77.6500.xxxx	12.0	12.0	12.0	m	200
Cord	68.1040.5000	6.0	6.0	6.0	m	130
For additional hoops add						
Base profile	74.5201.0000	3.6	3.6	2.0	m	96
Filling profile	78.0204.0001	4.0	4.0	4.0	m	100
Centre hinge	78.0163.0058	2	2	2	PCS	20
Centre hinge	78.0164.0058	2	2	2	PCS	20
Decoration profile	77.6500.xxxx	4.0	4.0	4.0	m	200
Adjustable corner	78.0181.0058	2	-	-	PCS	10
Fixed corner	78.0041.0058	-	2	-	PCS	10
Arm profile	78.4001.0000	-	-	2	PCS	1
Joining piece	74.5204.0100	-	-	1.0	m	4
Centre support bracket	78.0122.0058	1	1	1	PCS	20
T-slotted bolt	66.1030.0000	2	2	2	PCS	100
Flange nut	66.1155.0000	2	2	2	PCS	100
Cord guide profile	74.5601.0000	0.2	0.2	0.2	m	6
End piece	78.2022.0000	1	1	1	PCS	10
Cord wheel	78.0092.0000	1	1	1	PCS	20
For interior cord operation add						
Cord guide	77.7210.0001	2	2	2	PCS	10
Cord inlet	77.7212.0000	2	2	2	PCS	10

Bill of material: CN20 type B with cord operation

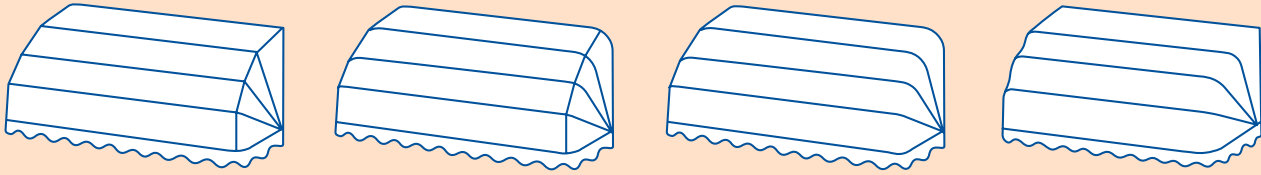
Projection: 800 mm

Width: 2000 mm

Number of hoops: 3 + 1


Description	Colour [Silver]	Qty			Unit	Stand. Pack [Unit]
		Model B35	Model B75	Model B170		
Base profile	74.5201.0000	14.2	14.2	8.0	m	96
Filling profile	78.0204.0001	16.0	16.0	16.0	m	100
Base hinge	78.0160.0058	2	2	2	PCS	20
Centre hinge	78.0163.0058	2	2	2	PCS	20
Centre hinge	78.0164.0058	2	2	2	PCS	20
Front hinge	78.0165.0058	4	2	2	PCS	20
Front hinge	78.0166.0058	4	2	2	PCS	20
Base hinge	78.0062.0058	2	2	2	PCS	20
T-slotted bolt	66.1030.0000	2	2	2	PCS	100
Flange nut	66.1155.0000	2	2	2	PCS	100
Installation bracket	78.0221.0058	3	3	3	PCS	20
T-slotted bolt	66.1030.0000	3	3	3	PCS	100
Flange nut	66.1155.0000	3	3	3	PCS	100
Adjustable corner	78.0181.0058	8	-	-	PCS	10
Fixed corner	78.0041.0058	-	8	-	PCS	10
Arm profile	78.4001.0000	-	-	8	PCS	1
Joining piece	74.5204.0100	-	-	4.0	m	4
Centre support bracket	78.0122.0058	4	4	4	PCS	20
T-slotted bolt	66.1030.0000	8	8	8	PCS	100
Flange nut	66.1155.0000	8	8	8	PCS	100
Cord guide profile	74.5601.0000	0.8	0.8	0.8	m	6
End piece	78.2022.0000	4	4	4	PCS	10
Cord wheel	78.0092.0000	3	3	3	PCS	20
Cord cleat	77.3304.0000	1	1	1	PCS	25
Decoration profile	77.6500.xxxx	16.0	16.0	16.0	m	200
Cord	68.1040.5000	8.0	8.0	8.0	m	130
For additional hoops add						
Base profile	74.5201.0000	3.9	3.9	2.0	m	96
Filling profile	78.0204.0001	4.0	4.0	4.0	m	100
Centre hinge	78.0163.0058	2	2	2	PCS	20
Centre hinge	78.0164.0058	2	2	2	PCS	20
Decoration profile	77.6500.xxxx	4.0	4.0	4.0	m	200
Adjustable corner	78.0181.0058	2	-	-	PCS	10
Fixed corner	78.0041.0058	-	2	-	PCS	10
Arm profile	78.4001.0000	-	-	2	PCS	1
Joining piece	74.5204.0100	-	-	1.0	m	4
Centre support bracket	78.0122.0058	1	1	1	PCS	20
T-slotted bolt	66.1030.0000	2	2	2	PCS	100
Flange nut	66.1155.0000	2	2	2	PCS	100
Cord guide profile	74.5601.0000	0.2	0.2	0.2	m	6
End piece	78.2022.0000	1	1	1	PCS	10
Cord wheel	78.0092.0000	1	1	1	PCS	20
For interior cord operation add						
Cord guide	77.7210.0001	2	2	2	PCS	10
Cord inlet	77.7212.0000	2	2	2	PCS	10

Type A



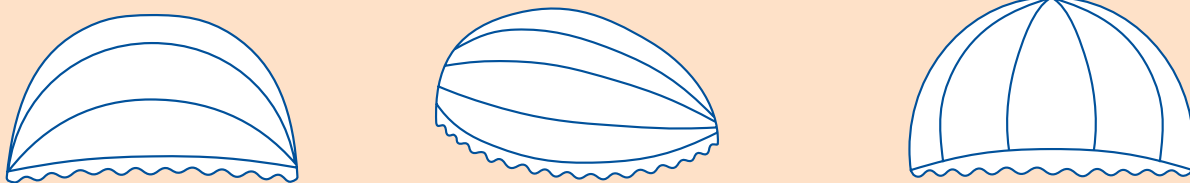
- | | | | |
|---|--|---|---|
| <p>A35</p> <ul style="list-style-type: none"> • Classic - small radius • 35 mm corner radius • Projection equal to height • Retractable or fixed | <p>A75</p> <ul style="list-style-type: none"> • Classic - medium radius • 75 mm corner radius • Projection equal to height • Retractable or fixed | <p>A170</p> <ul style="list-style-type: none"> • Classic - large radius • 170 mm corner radius • Projection equal to height • Retractable or fixed | <p>A1</p> <ul style="list-style-type: none"> • Classic - combination • Wall hoop has smaller radius than the other hoops • Projection equal to height • Retractable or fixed |
|---|--|---|---|

Type B



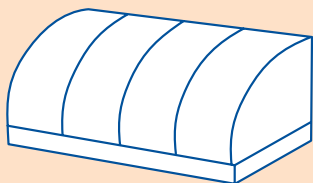
- | | | | |
|---|--|---|---|
| <p>B35</p> <ul style="list-style-type: none"> • Stepped canopy - small radius • 35 mm corner radius • Projection less than height • Retractable or fixed | <p>B75</p> <ul style="list-style-type: none"> • Stepped canopy - medium radius • 75 mm corner radius • Projection less than height • Retractable or fixed | <p>B170</p> <ul style="list-style-type: none"> • Stepped canopy - large radius • 170 mm corner radius • Projection less than height • Retractable or fixed | <p>B1</p> <ul style="list-style-type: none"> • Stepped canopy - combination • Wall hoop has smaller radius than the other hoops • Projection less than height • Retractable or fixed |
|---|--|---|---|

Type C



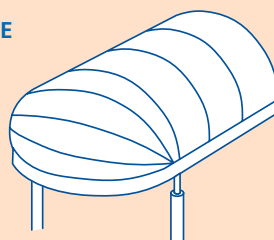
- | | | |
|--|--|---|
| <p>C1</p> <ul style="list-style-type: none"> • Round canopy • Width equal to twice the projection • Retractable or fixed | <p>C2</p> <ul style="list-style-type: none"> • Curved canopy • Width more than twice the projection • Retractable or fixed | <p>C3</p> <ul style="list-style-type: none"> • Cupola canopy • Vertical hoops • Fixed |
|--|--|---|

Type D

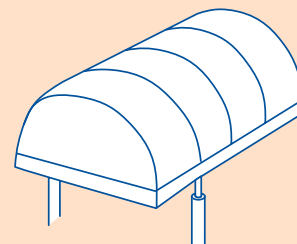


D1

Type E



E1



E2

HUNTER DOUGLAS SCANDINAVIA

PO Box 541

SE-441 15 Alingsås

Sweden

Tel: +46-322 775 00

Fax: +46-322 775 99

E-mail: order@hunterdouglas.se

HunterDouglas 

www.hunterdouglas.se

® Registered Trade Mark of Hunter Douglas Scandinavia AB, Sweden