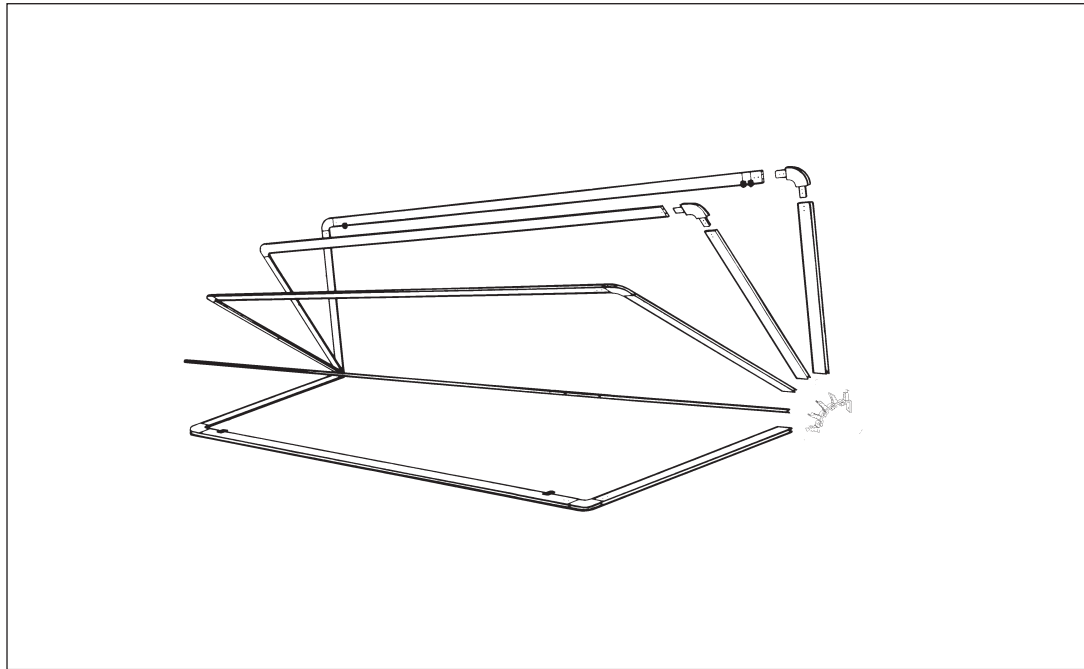


Dutch Canopy CN20



**DUTCH CANOPY
COMPONENT BOOK**

CN20

INDEX

| | Page |
|---|-------|
| Beskrivning Description Beschreibung | 2-4 |
| Sprängskiss Exploded view Explosionsdarstellung | 5 |
| Komponenter Components Komponenten | 6-14 |
| Handverktyg Handtools Handwerkzeuge | 15 |
| Korsreferens Cross reference Zubehör | 16 |
| Kapmått Fabrication guidelines Abschneidemaße | 17 |
| Materialkalkyl Bill of material Komponenten Aufstellung | 18-19 |
| Modeller Models Modelle | 20 |

FÖRKLARINGAR

* Efter ett artikelnummer hänvisar till rekommenderad skruv etc.

EXPLANATIONS

* After an article number refers to recommended screw etc.

ERKLÄRUNGEN

* Nach einer Bestellnummer weist auf empfohlene Schraube hin, usw.

Beskrivning

Användningsområde

CN20 är en extra kraftig korgmarkis för de flesta byggnader, t ex villor, kontor och butiker.

CN20 kan tillverkas i många olika varierande modeller och lämpar sig mycket väl för tillverkning av baldakiner.

Manövrering

Utvändig manövrering med lina, växel eller motor.

Invändig manövrering med motor. Motorn kan kompletteras med automatiska styrningar, t ex fjärrkontroll eller sol- och vindautomatik.

Montering

Markisen monteras ovanför fönster eller över entréer.

Komponenter

Gångjärn, beslag och hörnbågar är tillverkade av pressgjutet eller strängpressat aluminium. Den löstagbara veven i stål är pulverlackerad. Pulverlackerade artiklar har färgnummer 0058 för silver (RAL 9006). Obehandlade eller galvaniserade artiklar har färgnummer 0000.

Fästelement är tillverkade av rostfritt stål, förzinkat stål eller ytbehandlat med Dacro. 500 LC.

Profiler

Profiler till bågar är tillverkade av strängpressat aluminium. Naturanodiserade aluminiumprofiler har färgnummer 0000 och obehandlade 0100.

Dimensioner

Utfall: 0.4 – 2.0 m.

Max. bredd 6.0 m per enhet.

Ovanstående mått är rekommenderade maxmått som inte bör överskridas. Vid svåra monteringsförhållanden bör även dessa maxmått övervägas.

Icke standard artiklar

Artikelnummer markerade med "Nonstandard" lagerförs inte och har därför längre leveranstid. Minsta orderkvantitet (Min) gäller.

Vi förbehåller oss rätten till konstruktionsändringar.

Description

Range of application

CN20 is a heavy-duty Dutch canopy for most buildings, e.g. restaurants, kiosks, shops, hotels, offices and villas. CN20 can be produced in many different models and is suitable also for walkways.

Operation

Exterior operation with cord, gear or motor. Interior operation with motor. The motor can be completed with automatic controls, for example remote control or sun and wind sensors.

Installation

The awning can be installed above windows or over entrances.

Components

Hinges, fittings and hoop corners are manufactured of die-cast or extruded aluminium. The removable crank handle is powder coated. Powder coated articles have colour code 0058 for silver (RAL 9006). Untreated or galvanised articles have colour code 0000.

Fasteners are manufactured of stainless steel, zinc plated steel or surface treated with Dacro. 500 LC.

Profiles

Canopy hoops are manufactured of extruded aluminium. Clear anodised profiles have colour code 0000 and untreated 0100.

Dimensions

Projection 0.4 – 2.0 m (1'4" – 6'7").
Max width 6.0 m (19'8") per unit.

The maximum measurements are recommended and should not be exceeded. If the installation conditions are difficult, even these dimensions should be reconsidered.

Nonstandard articles

Articles marked with "Nonstandard" are not kept in stock, which results in longer delivery times. Minimum order quantities (Min) apply.

Subject to changes without notice.

Beschreibung

Einsatzgebiete

CN20 ist eine sehr robuste Korbmarkise für die meisten Gebäude, z.B. an Villen, Schulen, Büros, Krankenhäusern usw. geeignet sind. CN20 kann jedem Stil des Hauses angepasst werden und lässt keine Wünsche offen, bis hin zum Baldachin.

Bedienung

Die Bedienung von außen erfolgt wahlweise mittels Handkurbel, Schnur oder Motor, von innen mittels Motor. Für den Motor sind automatische Steuerungen, z.B. Fernbedienung oder Sonnen- und Windautomatik erhältlich.

Montage

Die Markise kann über Fenster oder Overeingänge angebracht werden.

Komponenten

Scharniere, Befestigungen und Bändecken sind aus Aluminium stranggepresst oder Hochdruckguss. Die abnehmbare Handkurbel ist aus Stahl ist pulverbeschichtet. Die pulverbeschichteten Teile haben die Farbenbezeichnung 0058 für Silber (RAL 9006). Unbehandelte oder galvanisierte Teile haben die Farbenbezeichnung 0000.

Die Befestigungsteile sind aus rostfreiem Stahl, verzinktem Stahl oder mit Dacrolit 500 LC gefertigt.

Profile

Spiegelprofil, Kupplungsprofil und Schnurführungsprofil sind aus stranggepresstem Aluminium. Natureloxierte Aluminiumprofile haben Farbenbezeichnung 0000 und unbeschichtete 0100.

Maße

Ausfall: 0.4 – 2.0 Mtr.

Max. Breite: 6.0 Mtr.

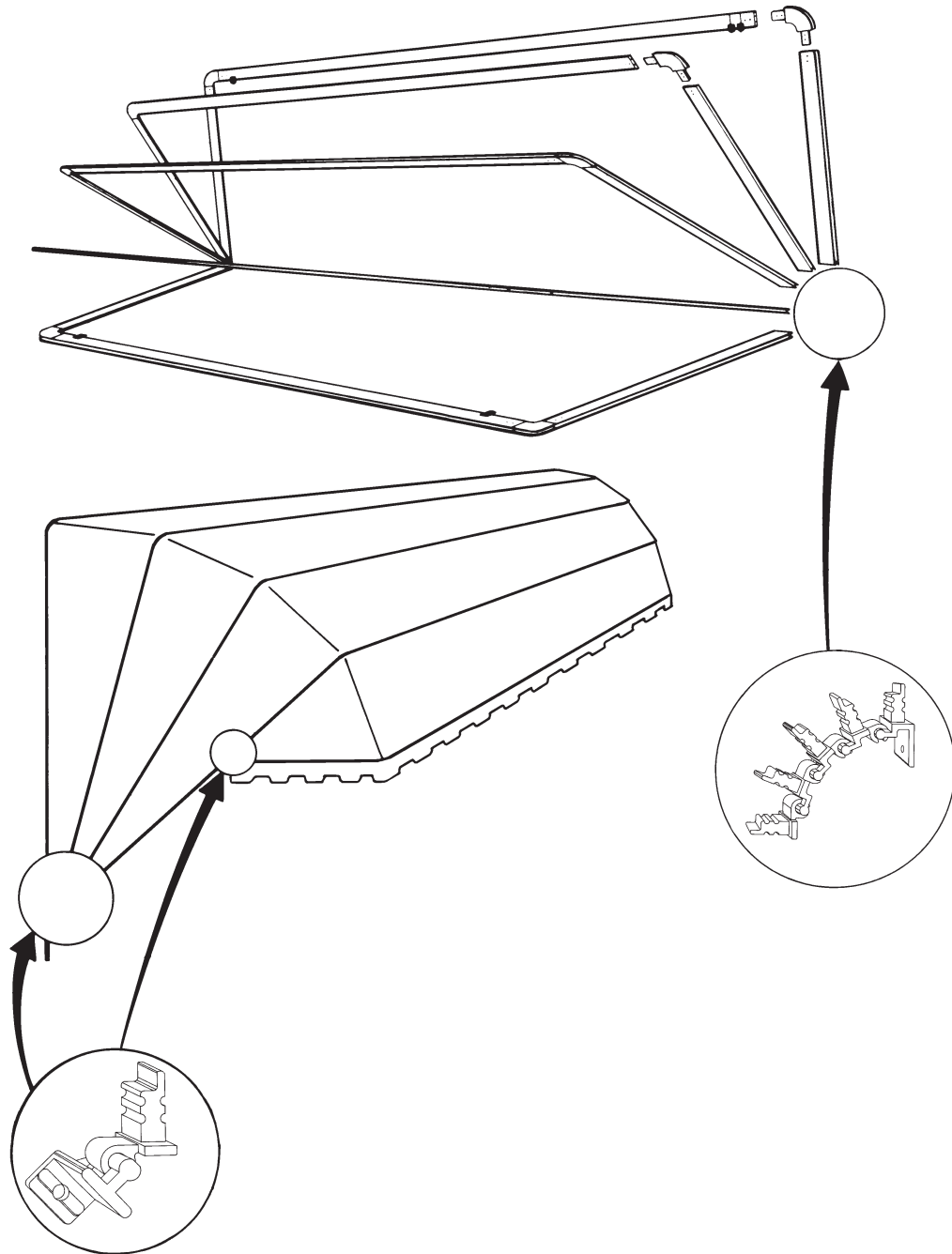
Diese Maximalmaße sind empfohlen und sollten nicht überschritten werden. Bei schwierigen Montagebedingungen sollten auch diese Max.-Maße überdacht werden.

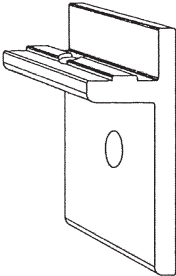
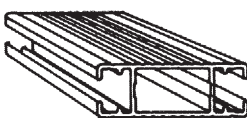
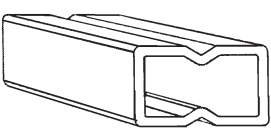
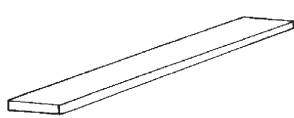
Nonstandard Artikel


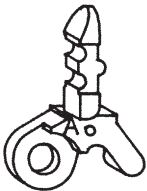
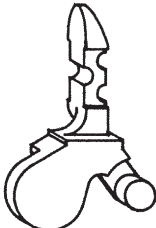
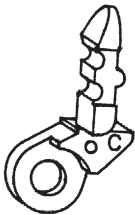
Bestell-Nr., die mit der Kennung „Nonstandard“ ausgeschrieben sind, werden nicht auf Lager. Daher verlängert sich bei diesen Artikeln die Lieferzeit. Auch Mindestbestellmengen sind erforderlich.

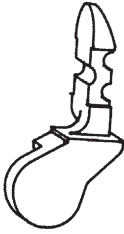
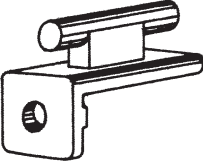
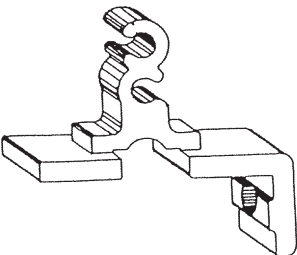

Technische Änderungen vorbehalten

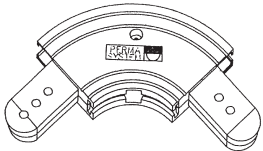

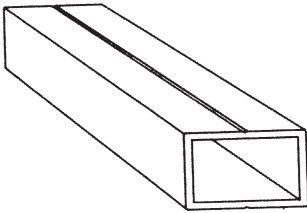

Exploded view CN20

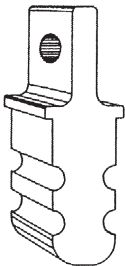
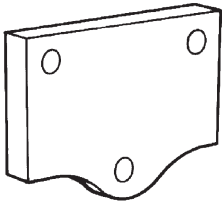
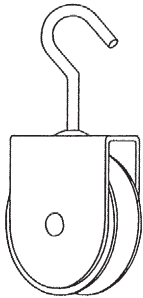



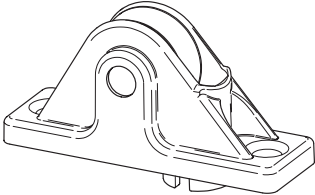
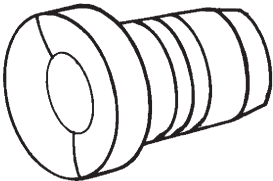


| | Article No. | Description | Note | Stand. pack |
|---|--------------|---|------------|-------------|
|  | 78.0221.0058 | Installation bracket Aluminium | | 20 |
| | | Monteringskonsol Aluminium | | |
| | | Wandträger Aluminium | | |
| | | * 66.1030, 66.1155 | | |
| | 78.0221.0058 | Silver Silber | | |
|  | 74.5201.0000 | Base profile Aluminium | 45 x 16 mm | 96 m |
| | | Basprofil Aluminium | | |
| | | Spiegelprofil Aluminium | | |
| | 74.5201.0000 | (19'8") | 16 x6 m | |
|  | 74.5204.0100 | Joining piece Aluminium, for base profile 74.5201 | 21 x 13 mm | 4.0 m |
| | | Skarvprofil Aluminium, för basprofil 74.5201 | | |
| | | Kupplung Aluminium, für Spiegelprofil 74.5201 | | |
| | 74.5204.0100 | (13'1") | | |
|  | 77.4608.0000 | Strengthening profile Aluminium, for fixed canopy hoops | 25 x 5 mm | 6 m |
| | | Förstärkningsprofil Aluminium, för fasta bågar | | |
| | | Verstärkungsprofil Aluminium, für feste Bogen | | |
| | 77.4608.0000 | (19'8") | | |


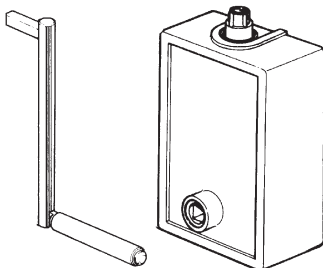
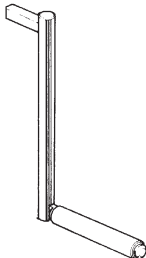
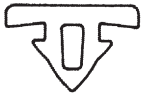
| | Article No. | Description | Note | Stand. pack |
|---|---------------------|--|----------|-------------|
|  | 78.0160.0058 | Base hinge Aluminium Basgångjärn Aluminium Scharnier, Anfang Aluminium | | 20 |
|  | 78.0163.0058 | Centre hinge Aluminium Mellångångjärn Aluminium Scharnier, Mittelstück Aluminium | Part "A" | 20 |
|  | 78.0164.0058 | Centre hinge Aluminium Mellångångjärn Aluminium Scharnier, Mittelstück Aluminium | Part "B" | 20 |
|  | 78.0165.0058 | Front hinge Aluminium Slutgångjärn Aluminium Scharnier, Endstück Aluminium | Part "C" | 20 |




| | Article No. | Description | Note | Stand. pack |
|---|---------------------|---|----------|-------------|
|  | 78.0166.0058 | <p>Front hinge Aluminium</p> <p>Slutgångjärn Aluminium</p> <p>Scharnier, Endstück Aluminium</p> | Part "D" | 20 |
|  | 78.0062.0058 | <p>Base hinge Profile mounting Aluminium, for front hinge 78.0165-66</p> <p>Basgångjärn Klättrande bågar Aluminium, för slutgångjärn 78.0165-66</p> <p>Scharnier Profilmontage Aluminium, für Scharnier, Endstück 78.0165-66</p> <p>* 66.1030, 66.1155</p> | | 20 |
|  | 78.0141.0058 | <p>Profile connector Walkways Aluminium, for base profile 74.5201</p> <p>Profilförbindelse Baldakin Aluminium, för basprofil 74.5201</p> <p>Profilverbinding Baldakin Aluminium, für Spriegelprofil 74.5201</p> <p>* 66.1030, 66.1155</p> | | 20 |
|  | 78.0181.0058 | <p>Adjustable corner Aluminium, radius 35 mm</p> <p>Ställbart hörn Aluminium, radie 35 mm</p> <p>Eckverbinder, einstellbar Aluminium, Radius 35 mm</p> | 90°-180° | 10 |

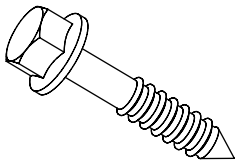
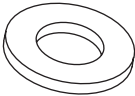

| Article No. | Description | Note | Stand. pack |
|---|---|-------------------|------------------------------|
|  | <p>Fixed corner Aluminium, radius 75 mm</p> <p>Fast hörn Aluminium, radie 75 mm</p> <p>Eckverbinder Aluminium, Radius 75 mm</p> | | |
| <p>78.0041.0058</p> | <p>Silver Silber</p> | | <p>10</p> |
|  | <p>Bent base profile Aluminium</p> <p>Bockad basprofil Aluminium</p> <p>Spiegelprofil gebogen Aluminium</p> | <p>45 x 16 mm</p> | |
| <p>78.4001.0000 78.4002.0000</p> | <p>L 900 mm (3') L 620 mm (2')</p> | | <p>1 1</p> |
|  | <p>Cord guide profile Aluminium</p> <p>Linstyrningsprofil Aluminium</p> <p>Schnurführungsprofil Aluminium</p> | <p>25 x 16 mm</p> | |
| <p>74.5601.0000</p> | <p>(9'10")</p> | | <p>3 m</p> |
|  | <p>Centre support and cord guide bracket Aluminium, for base profile 74.5201 and cord guide profile 74.5601</p> <p>Mittstöds- och linstyrningskonsol Aluminium, basprofil 74.5201 och linstyrningsprofil 74.5601</p> <p>Mittelstütze und Schnurführungskonsole Aluminium, für Spiegelprofil 74.5201 und Schnurführungsprofil 74.5601</p> <p>* 66.1030, 66.1155</p> | | |
| <p>78.0122.0058</p> | <p>Silver Silber</p> | | <p>20</p> |

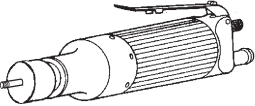
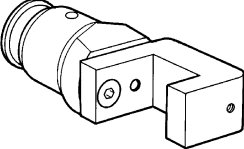
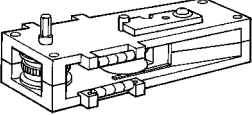
| | Article No. | Description | Note | Stand. pack |
|---|--------------|---|------|-------------|
|  | 78.2022.0000 | <p>End piece Cord guide Aluminium, for cord guide profile 74.5601</p> <p>Ändbeslag Linstyrning Aluminium, för linstyrningsprofil 74.5601</p> <p>Endstück Schnurführung Aluminium, für Schnurführungsprofil 74.5601</p> | | 10 |
|  | 77.7216.0000 | <p>Fixing plate for cord wheel Steel, zinc plated</p> <p>Fästplatta för linhjul Stål, förzinkad</p> <p>Halbeplatte für Blockrolle Stahl, verzinkt</p> | | 10 |
|  | 78.0092.0000 | <p>Cord wheel POM and steel, zinc plated</p> <p>Linhjul POM och stål, förzinkad</p> <p>Blockrolle POM und Stahl, verzinkt</p> | | 50 |
|  | 68.1040.5000 | <p>Cord Polyester, with centre core</p> <p>Lina Polyester, med kärna</p> <p>Aufzugschnur Polyester, mit Einlage</p> | K 40 | 130 m |
| | | Vit White Weiss | | |

| | Article No. | Description | Note | Stand. pack |
|---|--------------|--|---------------|-------------|
|  | 77.7210.0001 | <p>Cord guide Plastic</p> <p>Brytbeslag Plast</p> <p>Schnurbeslag Kunststoff</p> <p>* 66.1086</p> | | 10 |
|  | 77.7212.0000 | <p>Cord inlet Steel, nickel plated</p> <p>Lingenomföring Stål, förnicklad</p> <p>Durchführung für Schnur Stahl, glanzverzinkt</p> | | 10 |
|  | 77.3304.0000 | <p>Cleat Zinc</p> <p>Knap Zink</p> <p>Seilverschluss Zink</p> | | 25 |
|  | 77.6730.0058 | <p>Cleat Polyamide</p> <p>Knap Polyamid</p> <p>Seilverschluss Polyamid</p> <p>* 66.1086</p> | Silver Silber | 25 |

| | Article No. | Description | Note | Stand. pack |
|---|--------------|---|------------------|-------------|
|  | | <p>Tassel ABS, for tape and cord</p> <p>Bandknopp ABS, för band och lina</p> <p>Quaste ABS, für Band und Schnur</p> | | |
| | 71.2301.0001 | Vit White Weiss | | 100 |
| | 71.2301.0182 | Silver Silber | | 100 |
|  | | <p>Crank box with crank handle Complete, 2:1, installed internally</p> <p>Vevbox med vev Komplett, 2:1, monteras invändigt</p> <p>Kurbelkasten mit Handkurbel Komplett, 2:1, für innen montage</p> | 86 x 121 x 44 mm | |
| | 77.9310.0001 | Vit White Weiss | Max 40 kg | 1 |
|  | | <p>Crank handle Spare part for crank box with crank handle 77.9310</p> <p>Vev Reservdel för vevbox med vev 77.9310</p> <p>Handkurbel Erzatzteil für Kurbelkasten mit Handkurbel 77.9310</p> | | |
| | 77.9322.0001 | Vit White Weiss | | 1 |
|  | | <p>Filling profile PVC</p> <p>Fästlist PVC</p> <p>Nagel-Keder PVC</p> | | |
| | 78.0204.0001 | Vit White Weiss | | 100 m |

| | Article No. | Description | Note | Stand. pack |
|---|--|--|---------------|-------------|
|  | | <p>Decoration profile PVC</p> <p>Dekorlist PVC</p> <p>Zierprofil PVC</p> | | |
| | 77.6500.0005 | Mörkgrön Dark green, Non-stock item, min qty 200 m | | 200 m |
| | 77.6500.0011 | Röd Red, Non-stock item, min qty 200 m | | 200 m |
| | 77.6500.0012 | Gul Yellow, Non-stock item, min qty 200 m | | 200 m |
| | 77.6500.0013 | Blå Blue, Non-stock item, min qty 200 m | | 200 m |
| | 77.6500.0014 | Mörkbeige Dark beige, Non-stock item, min qty 200 m | | 200 m |
| | 77.6500.0015 | Vit White, Non-stock item, min qty 200 m | | 200 m |
| | 77.6500.0024 | Svart Black, Non-stock item, min qty 200 m | | 200 m |
| | 77.6500.0052 | Beige, Non-stock item, min qty 200 m | | 200 m |
| | 77.6500.0054 | Ockra Ochre, Non-stock item, min qty 200 m | | 200 m |
| | 77.6500.0073 | Vinröd Vinered, Non-stock item, min qty 200 m | | 200 m |
| | 77.6500.0075 | Marinblå Navy blue, Non-stock item, min qty 200 m | | 200 m |
| | 77.6500.0079 | Grå Grey, Non-stock item, min qty 200 m | | 200 m |
| | 77.6500.0081 | Brun Brown, Non-stock item, min qty 200 m | | 200 m |
| | 77.6500.0084 | Rost Rust, Non-stock item, min qty 200 m | | 200 m |
| | 77.6500.0151 | Krämvit Off-white, Non-stock item, min qty 200 m | | 200 m |
|  | | <p>Plastic hose Polyethylene, for packaging of components</p> <p>Plastslang Polyeten, för emballering av komponenter</p> <p>Kunststoffschlauch Polyäthylenen, zum verpacken der Komponenten</p> | | |
| | 77.9900.0000 | (1640ft) W 0.23 m (9"), Thickness 0.10 mm | | 500 m |
| 77.9901.0000 | (1640') W 0.5m (1'7"), Thickness 0.10 mm | | 500 m | |
|  | | <p>T-slot bolt Stainless steel</p> <p>T-spårskruv Rostfritt stål</p> <p>T-Schlitzschraube Edelstahl-Rostfrei</p> | Spanner 12 mm | |
| | 66.1030.0000 | | M6x12 | 100 |

| | Article No. | Description | Note | Stand. pack |
|---|--------------|--|---------------|-------------|
|  | 66.1203.0000 | Screw for installation Steel, Protect 4 | Spanner 8 mm | 100 |
| | | Monteringsskruv Stål, Protect 4 | | |
| | | Befestigungsschraube Stahl, Protect 4 | | |
| | 66.1203.0000 | | 6x40 | 100 |
|  | 66.1100.0000 | Washer Stainless steel | 6.7x14x1.5 | 100 |
| | | Bricka Rostfritt stål | | |
| | | Unterlegscheibe Edelstahl rostfrei | | |
| | | Rondelle Acier inoxydable | | |
| | 66.1100.0000 | | | 100 |
|  | 66.1155.0000 | Flange nut Stainless steel, zinc plated | Spanner 10 mm | 100 |
| | | Flänsmutter Rostfritt stål, förzinkad | | |
| | | Flanschenmutter Edelstahl rostfrei, verzinkt | | |
| | 66.1155.0000 | | M6 | 100 |

| Article No. | Description | Note | Stand. pack |
|--|--|------|-------------|
|  <p data-bbox="464 527 635 559">89.8001.0000</p> | <p data-bbox="663 214 804 240">Power unit</p> <p data-bbox="695 251 815 272">Without tool</p> <p data-bbox="695 406 1139 427">Aruba, Siesta, Sienna, Arista, Ronda, Venezia</p> | | |
|  <p data-bbox="464 927 635 959">89.8002.0000</p> | <p data-bbox="663 583 842 608">Stamping tool</p> <p data-bbox="695 619 1171 640">For profile 74.5201, Requires power unit 89.8001</p> <p data-bbox="695 804 751 825">CN20</p> | | |
|  <p data-bbox="464 1327 635 1359">90.8007.0000</p> | <p data-bbox="663 983 842 1008">Assembly tool</p> <p data-bbox="695 1019 1059 1040">For mounting of filling profile 78.0204</p> <p data-bbox="695 1204 751 1225">CN20</p> | | |

Cross reference

| Description | Article No. | Articles for assembly | Quantity |
|--------------------------|-------------|-----------------------|----------|
| Base hinge | 78.0062 | 66.1030 | 1 |
| | | 66.1155 | 1 |
| Centre support | 78.0122 | 66.1030 | 2 |
| | | 66.1155 | 2 |
| Profile connector | 78.0141 | 66.1030 | 1 |
| | | 66.1155 | 1 |
| Installation bracket | 78.0221 | 66.1030 | 1 |
| | | 66.1155 | 1 |
| Installation of brackets | | 66.1203 | 1 |

Fabrication guidelines CN20

Number of hoops per projection

| Projection | Hoops | |
|-------------------|--------|--------|
| | Type A | Type B |
| | [PCS] | [PCS] |
| ≤ 900 mm (3') | 4 | 4 |
| ≤ 1000 mm (3'4") | 5 | 4 |
| ≤ 1300 mm (4'3") | 5 | 5 |
| ≤ 1500 mm (4'11") | 6 | 5 |
| ≤ 1600 mm (5'3") | 6 | 6 |
| ≤ 2000 mm (6'7") | 7 | 6 |

Number of installation brackets and centre arms per awning width for type A and B

| Width | Installation brackets | Centre arms |
|-------------------|-----------------------|-------------|
| | [PCS] | [PCS] |
| ≤ 1600 mm (5'3") | 2 | 0 |
| ≤ 2800 mm (9'2") | 3 | 0 |
| ≤ 3500 mm (11'6") | 4 | 0 |
| ≤ 4500 mm (14'9") | 5 | 1 |
| ≤ 6000 mm (19'8") | 6 | 1 |

For projections over 1200 mm (3'11") installation brackets should be used also on the vertical profiles of the wall hoop

Bill of material: CN20 type A with cord operation

Projection: 800 mm
Width: 2000 mm
Number of hoops: 3

| Description | Colour [Silver] | Qty | | | Unit | Stand. Pack [Unit] |
|--|--------------------|-----------|-----------|------------|------|-----------------------|
| | | Model A35 | Model A75 | Model A170 | | |
| Base profile | 74.5201.0000 | 10.8 | 10.8 | 6.0 | m | 96 |
| Filling profile | 78.0204.0001 | 12.0 | 12.0 | 12.0 | m | 100 |
| Base hinge | 78.0160.0058 | 2 | 2 | 2 | PCS | 20 |
| Centre hinge | 78.0163.0058 | 2 | 2 | 2 | PCS | 20 |
| Centre hinge | 78.0164.0058 | 2 | 2 | 2 | PCS | 20 |
| Front hinge | 78.0165.0058 | 2 | 2 | 2 | PCS | 20 |
| Front hinge | 78.0166.0058 | 2 | 2 | 2 | PCS | 20 |
| Installation bracket | 78.0221.0058 | 3 | 3 | 3 | PCS | 20 |
| T-slotted bolt | 66.1030.0000 | 3 | 3 | 3 | PCS | 100 |
| Flange nut | 66.1155.0000 | 3 | 3 | 3 | PCS | 100 |
| Adjustable corner | 78.0181.0058 | 6 | - | - | PCS | 10 |
| Fixed corner | 78.0041.0058 | - | 6 | - | PCS | 10 |
| Arm profile | 78.4001.0000 | - | - | 6 | PCS | 1 |
| Joining piece | 74.5204.0100 | - | - | 3.0 | m | 4 |
| Centre support bracket | 78.0122.0058 | 3 | 3 | 3 | PCS | 20 |
| T-slotted bolt | 66.1030.0000 | 6 | 6 | 6 | PCS | 100 |
| Flange nut | 66.1155.0000 | 6 | 6 | 6 | PCS | 100 |
| Cord guide profile | 74.5601.0000 | 0.6 | 0.6 | 0.6 | m | 6 |
| End piece | 78.2022.0000 | 3 | 3 | 3 | PCS | 10 |
| Cord wheel | 78.0092.0000 | 2 | 2 | 2 | PCS | 20 |
| Cord cleat | 77.3304.0000 | 1 | 1 | 1 | PCS | 25 |
| Decoration profile | 77.6500.xxxx | 12.0 | 12.0 | 12.0 | m | 200 |
| Cord | 68.1040.5000 | 6.0 | 6.0 | 6.0 | m | 130 |
| For additional hoops add | | | | | | |
| Base profile | 74.5201.0000 | 3.6 | 3.6 | 2.0 | m | 96 |
| Filling profile | 78.0204.0001 | 4.0 | 4.0 | 4.0 | m | 100 |
| Centre hinge | 78.0163.0058 | 2 | 2 | 2 | PCS | 20 |
| Centre hinge | 78.0164.0058 | 2 | 2 | 2 | PCS | 20 |
| Decoration profile | 77.6500.xxxx | 4.0 | 4.0 | 4.0 | m | 200 |
| Adjustable corner | 78.0181.0058 | 2 | - | - | PCS | 10 |
| Fixed corner | 78.0041.0058 | - | 2 | - | PCS | 10 |
| Arm profile | 78.4001.0000 | - | - | 2 | PCS | 1 |
| Joining piece | 74.5204.0100 | - | - | 1.0 | m | 4 |
| Centre support bracket | 78.0122.0058 | 1 | 1 | 1 | PCS | 20 |
| T-slotted bolt | 66.1030.0000 | 2 | 2 | 2 | PCS | 100 |
| Flange nut | 66.1155.0000 | 2 | 2 | 2 | PCS | 100 |
| Cord guide profile | 74.5601.0000 | 0.2 | 0.2 | 0.2 | m | 6 |
| End piece | 78.2022.0000 | 1 | 1 | 1 | PCS | 10 |
| Cord wheel | 78.0092.0000 | 1 | 1 | 1 | PCS | 20 |
| For interior cord operation add | | | | | | |
| Cord guide | 77.7210.0001 | 2 | 2 | 2 | PCS | 10 |
| Cord inlet | 77.7212.0000 | 2 | 2 | 2 | PCS | 10 |

Bill of material: CN20 type B with cord operation

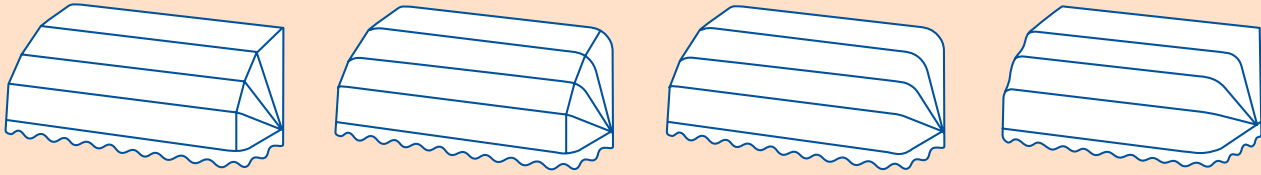
Projection: 800 mm

Width: 2000 mm

Number of hoops: 3 + 1

| Description | Colour [Silver] | Qty | | | Unit | Stand. Pack [Unit] |
|--|--------------------|-----------|-----------|------------|------|-----------------------|
| | | Model B35 | Model B75 | Model B170 | | |
| Base profile | 74.5201.0000 | 14.2 | 14.2 | 8.0 | m | 96 |
| Filling profile | 78.0204.0001 | 16.0 | 16.0 | 16.0 | m | 100 |
| Base hinge | 78.0160.0058 | 2 | 2 | 2 | PCS | 20 |
| Centre hinge | 78.0163.0058 | 2 | 2 | 2 | PCS | 20 |
| Centre hinge | 78.0164.0058 | 2 | 2 | 2 | PCS | 20 |
| Front hinge | 78.0165.0058 | 4 | 2 | 2 | PCS | 20 |
| Front hinge | 78.0166.0058 | 4 | 2 | 2 | PCS | 20 |
| Base hinge | 78.0062.0058 | 2 | 2 | 2 | PCS | 20 |
| T-slotted bolt | 66.1030.0000 | 2 | 2 | 2 | PCS | 100 |
| Flange nut | 66.1155.0000 | 2 | 2 | 2 | PCS | 100 |
| Installation bracket | 78.0221.0058 | 3 | 3 | 3 | PCS | 20 |
| T-slotted bolt | 66.1030.0000 | 3 | 3 | 3 | PCS | 100 |
| Flange nut | 66.1155.0000 | 3 | 3 | 3 | PCS | 100 |
| Adjustable corner | 78.0181.0058 | 8 | - | - | PCS | 10 |
| Fixed corner | 78.0041.0058 | - | 8 | - | PCS | 10 |
| Arm profile | 78.4001.0000 | - | - | 8 | PCS | 1 |
| Joining piece | 74.5204.0100 | - | - | 4.0 | m | 4 |
| Centre support bracket | 78.0122.0058 | 4 | 4 | 4 | PCS | 20 |
| T-slotted bolt | 66.1030.0000 | 8 | 8 | 8 | PCS | 100 |
| Flange nut | 66.1155.0000 | 8 | 8 | 8 | PCS | 100 |
| Cord guide profile | 74.5601.0000 | 0.8 | 0.8 | 0.8 | m | 6 |
| End piece | 78.2022.0000 | 4 | 4 | 4 | PCS | 10 |
| Cord wheel | 78.0092.0000 | 3 | 3 | 3 | PCS | 20 |
| Cord cleat | 77.3304.0000 | 1 | 1 | 1 | PCS | 25 |
| Decoration profile | 77.6500.xxxx | 16.0 | 16.0 | 16.0 | m | 200 |
| Cord | 68.1040.5000 | 8.0 | 8.0 | 8.0 | m | 130 |
| For additional hoops add | | | | | | |
| Base profile | 74.5201.0000 | 3.9 | 3.9 | 2.0 | m | 96 |
| Filling profile | 78.0204.0001 | 4.0 | 4.0 | 4.0 | m | 100 |
| Centre hinge | 78.0163.0058 | 2 | 2 | 2 | PCS | 20 |
| Centre hinge | 78.0164.0058 | 2 | 2 | 2 | PCS | 20 |
| Decoration profile | 77.6500.xxxx | 4.0 | 4.0 | 4.0 | m | 200 |
| Adjustable corner | 78.0181.0058 | 2 | - | - | PCS | 10 |
| Fixed corner | 78.0041.0058 | - | 2 | - | PCS | 10 |
| Arm profile | 78.4001.0000 | - | - | 2 | PCS | 1 |
| Joining piece | 74.5204.0100 | - | - | 1.0 | m | 4 |
| Centre support bracket | 78.0122.0058 | 1 | 1 | 1 | PCS | 20 |
| T-slotted bolt | 66.1030.0000 | 2 | 2 | 2 | PCS | 100 |
| Flange nut | 66.1155.0000 | 2 | 2 | 2 | PCS | 100 |
| Cord guide profile | 74.5601.0000 | 0.2 | 0.2 | 0.2 | m | 6 |
| End piece | 78.2022.0000 | 1 | 1 | 1 | PCS | 10 |
| Cord wheel | 78.0092.0000 | 1 | 1 | 1 | PCS | 20 |
| For interior cord operation add | | | | | | |
| Cord guide | 77.7210.0001 | 2 | 2 | 2 | PCS | 10 |
| Cord inlet | 77.7212.0000 | 2 | 2 | 2 | PCS | 10 |

Type A



A35

- Classic - small radius
- 35 mm corner radius
- Projection equal to height
- Retractable or fixed

A75

- Classic - medium radius
- 75 mm corner radius
- Projection equal to height
- Retractable or fixed


A170

- Classic - large radius
- 170 mm corner radius
- Projection equal to height
- Retractable or fixed

A1

- Classic - combination
- Wall hoop has smaller radius than the other hoops
- Projection equal to height
- Retractable or fixed

Type B



B35

- Stepped canopy - small radius
- 35 mm corner radius
- Projection less than height
- Retractable or fixed

B75

- Stepped canopy - medium radius
- 75 mm corner radius
- Projection less than height
- Retractable or fixed

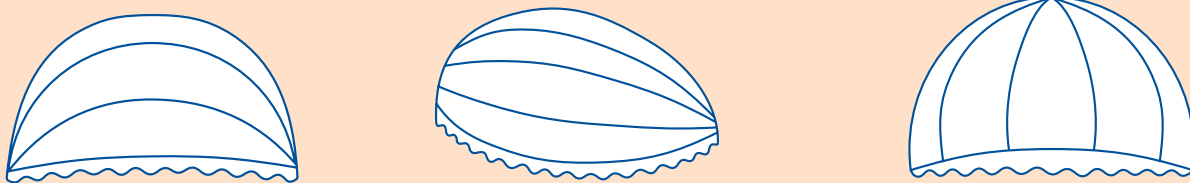
B170

- Stepped canopy - large radius
- 170 mm corner radius
- Projection less than height
- Retractable or fixed

B1

- Stepped canopy - combination
- Wall hoop has smaller radius than the other hoops
- Projection less than height
- Retractable or fixed

Type C



C1

- Round canopy
- Width equal to twice the projection
- Retractable or fixed

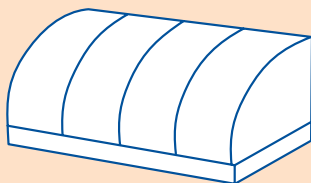
C2

- Curved canopy
- Width more than twice the projection
- Retractable or fixed

C3

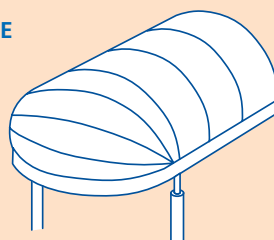
- Cupola canopy
- Vertical hoops
- Fixed

Type D

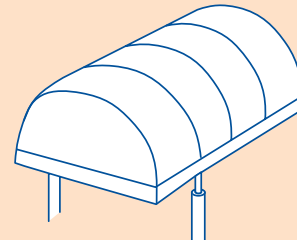


D1

Type E



E1



E2

HUNTER DOUGLAS SCANDINAVIA

PO Box 541

SE-441 15 Alingsås

Sweden

Tel: +46-322 775 00

Fax: +46-322 775 99

E-mail: order@hunterdouglas.se

HunterDouglas 

www.hunterdouglas.se

® Registered Trade Mark of Hunter Douglas Scandinavia AB, Sweden